

Features:

- two-phase controlled soft starter
- easy mounting, also for retrofitting into existing plants
- integrated bypass relay
- no mains neutral conductor (N) required
- parameterization by means of three potentiometers
- economically priced replacement for star/delta switches
- for mounting on top hat rail
- current reduction during acceleration
- very compact design, overall width from 45mm on
- degree of protection IP20

Function:

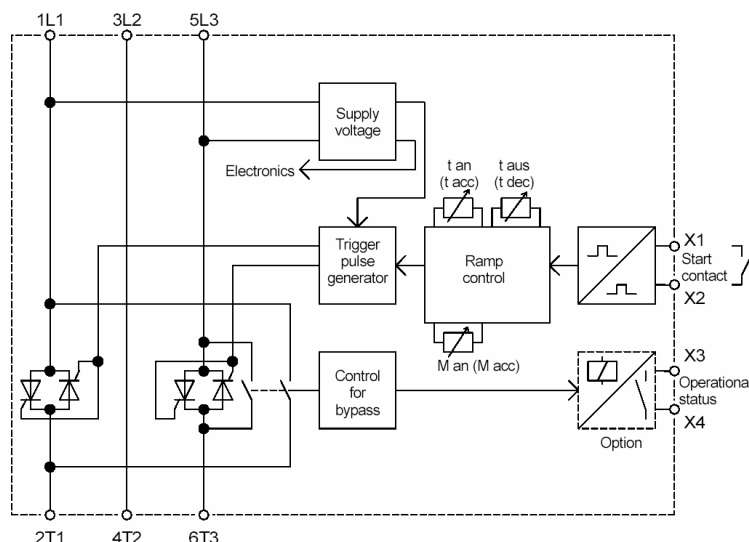
- soft start and soft stop
- potential-free control input for soft start and soft stop
- 3 separately adjustable parameters starting torque, acceleration time, deceleration time
- control (start/stop) with contact or voltage 0-42VDC

Options:

- DUOSTART ... M
- potential-free output for operational status
- DUOSTART ... S
- control (start/stop) with voltage 10-42VDC
- external 24V supply voltage
- (wide voltage range capability)

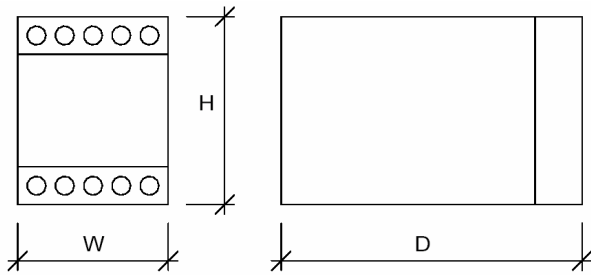
Typical Applications:

- door and gate drives
- pumps, ventilators
- conveyors
- packaging machinery
- transformer soft start



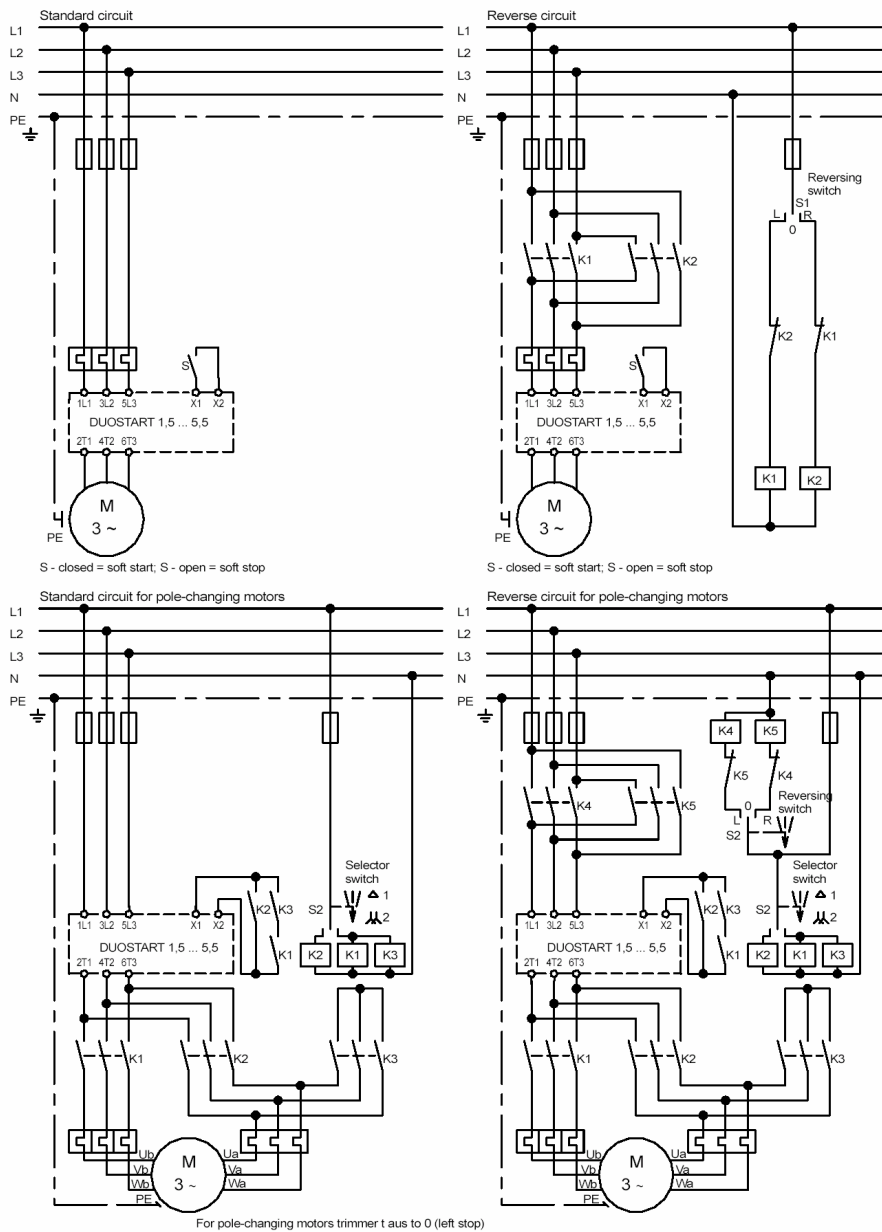
Technical Data	DUOSTART		
	1.5	3	5.5
Mains / Motor voltage	400V ±15%		
Device nominal current	3.5A	6.5A	12A
Motor rating at 400V mains voltage	1.5kW	3kW	5.5kW
min. Motor load	40% of the device power rating		
Starting torque	0 ... 80%		
Acceleration time	0.5 ... 12s		
Deceleration time	0.5 ... 12s		
Reset time	200ms		
max. Switching cycle	90/h	60/h	30/h
Max. Cross Section Area solid	2 x 2.5mm ²	2 x 2.5mm ²	2 x 2.5mm ²
Max. Cross Section Area stranded	2 x 1.5mm ²	2 x 1.5mm ²	2 x 1.5mm ²
i ² t – Value Power Semiconductor	72A ² s	265A ² s	610A ² s
Ambient / Storage temperature	0°C ... 45°C / -25°C ... 75°C		
Weight	0.4kg	0.4kg	0.4kg
Special Voltages	230v	230v, 480v	230v, 480v

DIMMENSIONS DUOSTART 1.5.....5.5



Mounting dimensions	W	H	D
DUOSTART 1.5 ... 5.5	45mm	73mm	122mm

Connections Diagrams:



EMC
 The limit values for emitted interference according to the applicable device standards do not rule out the possibility that receivers and susceptible electronic devices within a radius of 10m are subjected to interference.
 If such interference, that is definitely attributable to the operation of the soft starters "DUOSTART", occurs, the emitted interference can be reduced by taking appropriate measures.
 Such measures are, e.g.:
 to connect reactors (3mH) or a suitable mains filter in series before the soft starter, or to connect X-capacitors (0,15µF) in parallel to the supply voltage terminals.

Subject to change without notice.