


TQM2K-11/B to TQM2K-55/B

IP20 chassis version soft start unit for bypass duty, contactor to be supplied and fitted by the user




Technical Data

Ratings

KW rating	11	15	22	30	37	45	55
Mains power (R, S, T)	110vAC to 415vAC +10%-10% (690v available as standard option)						
Current rating (Amps) at 380v	22	30	44	60	72	85	105
Control supply L1 & L2 (on PCB)	110v / 220v / 440v User selectable and fully fused						
Accel / Decel time – (Voltage ramp)	1 to 240 seconds independently adjustable						
Current limitation details	Max current limit 600% of full load current Ramp to limit 1-10 sec, Current time out 10-60 sec						
Starting torque	25% to 70% of mains voltage – 5% steps						
Stopping torque	25% to 100% of mains voltage – 5% steps						
Torque boost (kick start)	70% of mains voltage adjustable from 200ms to 2sec						
Max switching cycle	12 even starts per hour with override in engineers menu						
Dimensions H x W x D (in mm)	300 x 270 x 190						
Weights Kg (approximately & unpacked)	10	10	10	10	15	15	15
Recommended AC1 rating of bypass	28	38	55	75	90	100	120
Power Terminals - size (sq mm)	6	10	10	16	35	35	35
Ambient / Storage temperature	0°C 45°C / -22°C 75°C						
Programmable Relays	Overload, Underload, Thermistor, Service Over, Phase Fault, Firing Fault, External Trip, Overload Pre-alarm, Shearpin, Too many starts, Brake time over & Top of ramp						
Programmable Inputs	Inch, Reset Run Hours, External Trip, Brake Stop, Ramp Hold, Start Delay, Soft Stop, Local/Remote, Em Stop, Reset & Heatsink over Temperature						
Protection	Electronic Overload with 5 Selectable Curves, Underload, Thermistor Trip Circuit, Phase Fault, Thyristor Fault, Overload Pre-Alarm Too many starts, Emergency stop input & electronic "Shearpin"						
Information Screens	Motor Running - Time & Date, Ambient Temperature, Motor Amps (both digital & bar graph), 1000 Event Data-log (Downloadable), Service Interval & Run Hours						

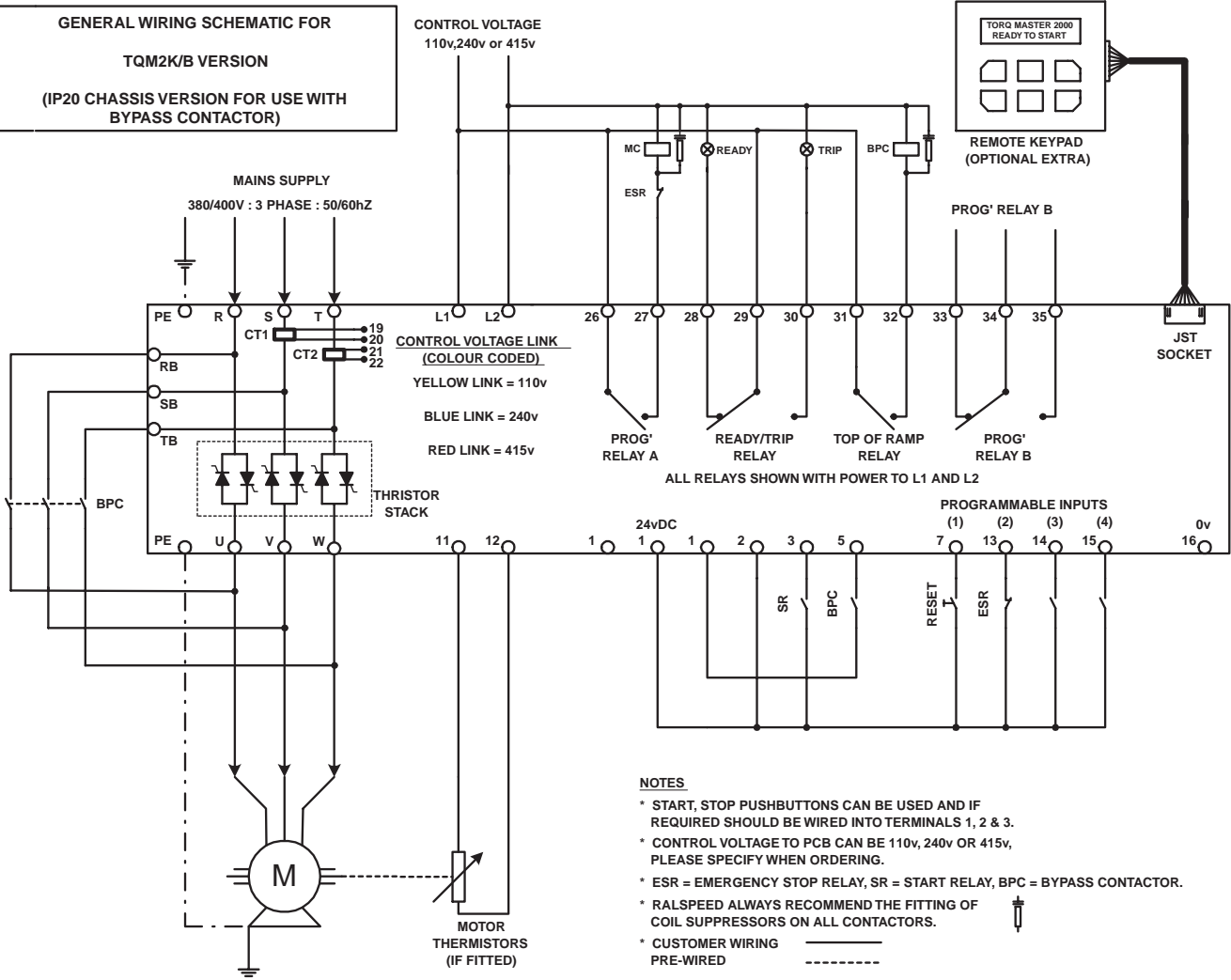
Note: Due to continuous improvement & development, sizes & specification may change without notice - always check with factory before ordering.

TQM2K-11/B to TQM2K-55/B



Dimensions for fixing centres
(blue text)

GENERAL WIRING SCHEMATIC FOR TQM2K/B VERSION
(IP20 CHASSIS VERSION FOR USE WITH BYPASS CONTACTOR)



- NOTES**
- * START, STOP PUSHBUTTONS CAN BE USED AND IF REQUIRED SHOULD BE WIRED INTO TERMINALS 1, 2 & 3.
 - * CONTROL VOLTAGE TO PCB CAN BE 110v, 240v OR 415v, PLEASE SPECIFY WHEN ORDERING.
 - * ESR = EMERGENCY STOP RELAY, SR = START RELAY, BPC = BYPASS CONTACTOR.
 - * RALSPEED ALWAYS RECOMMEND THE FITTING OF COIL SUPPRESSORS ON ALL CONTACTORS.
 - * CUSTOMER WIRING PRE-WIRED