



**Features:**

- DC braking with one-way rectification
- controlled by microcontroller
- suitable for all asynchronous motors
- easy mounting, also for retrofitting into existing plants
- wear-resistant and maintenance-free
- integrated braking contactor (devices up to 60A)
- degree of protection IP 20

**Function:**

- control via motor contactor
- standstill- or time-dependent braking
- signalling relay for exceeded braking times
- braking current adjustments 0...100%, current control
- automatic remanence time optimization
- braking times 0.5 – 320s
- temperature monitoring of heat sink
- potential-free signalling and control outputs
- 2nd braking time 0.5 – 40s selectable
- manual braking stop selectable

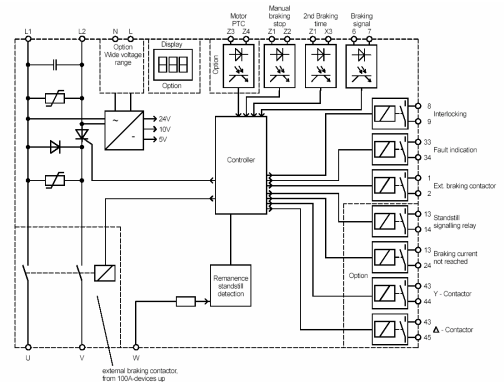
**Options:**

- braking current display (AC\*)
  - wide voltage range 200 – 690V (BC\*)
  - plug-in control terminals (C)
  - motor temperature monitoring (PC\*)
  - star-delta starting control (PC\*)
  - standstill signalling relay (PC\*)
  - braking current monitoring (PC\*)
- \*Devices with options are always equipped with pluggable control terminals.



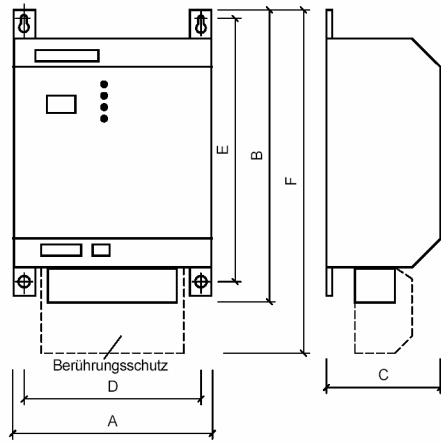
**Typical Applications:**

- sawing machines
- centrifuges
- wood working machines
- textile machines
- conveying systems



Technical Data	VERSIBRAKE					
	230-40 400-40	230-60 400-60	230-100 400-100	230-200 400-200	230-400 400-400	230-600 400-600
Mains voltage	220/240V ±10% 50/60Hz (standard) 380/415V ±10% 50/60Hz (standard) 200-690V ±10% 50/60Hz (wide voltage range)					
Power draw of electronics	6VA					
Recommended for rated motor currents up to	20A	30A	50A	100A	200A	300A
Rated device current	40A	60A	100A	200A	400A	600A
c.d.f at ma. Braking current	20%					
I²T values of power semiconductors	1050A²s	4900A²s	6050A²s	60000A²s	320000A²s	1125000A²s
Braking voltage	0...130vDC at 220/240v 0...220vDC at 380/415v					
Max braking time	40s with standstill dependent braking 320s with time dependent braking					
Contact rating of output relays	3A/250vAC 3A/30vDC					
Delay time for reduction of residual e.m.f.	Self-optimizing 200...3100ms			Self-optimizing 1600...3100ms		
Max. Cross section area f	16mm²	16mm²	16mm²	35mm²	Screw M12	
Ambient / Storage temperature	0°C ... 45°C / -25°C...75°C					
Weight	2.1Kg	2.1Kg	2.1Kg	3.1Kg	7.2Kg	10.2Kg

**Dimensions:**

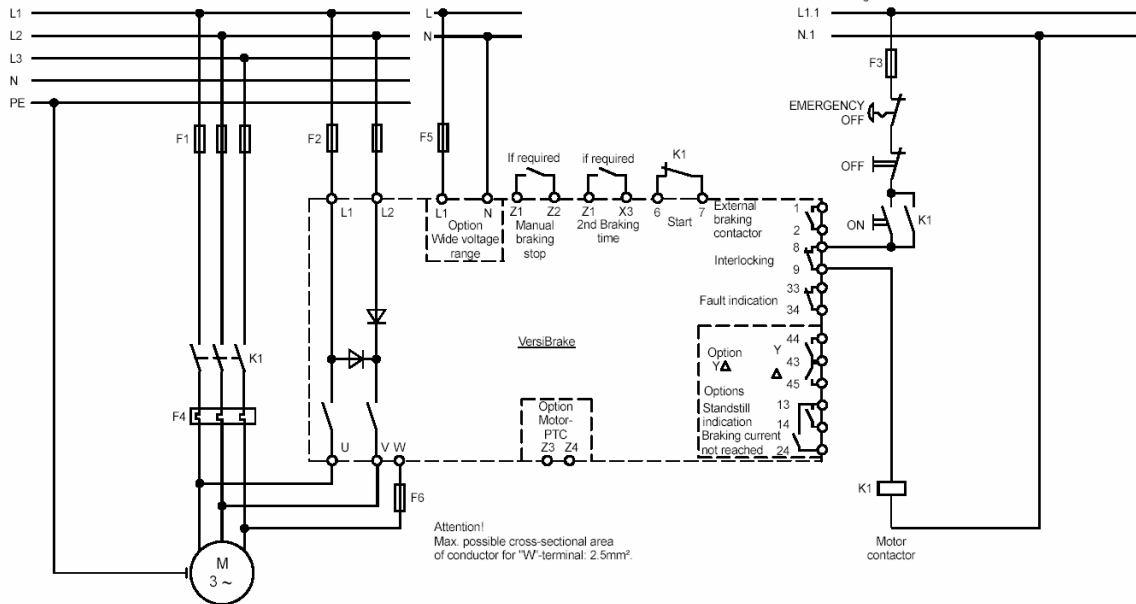


	A	B	C	D	E	F
VB ... -40	110	242	140	86	226	
VB ... -60	110	242	140	86	226	
VB ... -100	110	242	140	86	226	
VB ... -200	110	247	155	80	226	
VB ... -400	210	275	165	180	226	340
VB ... -600	210	280	165	180	226	355

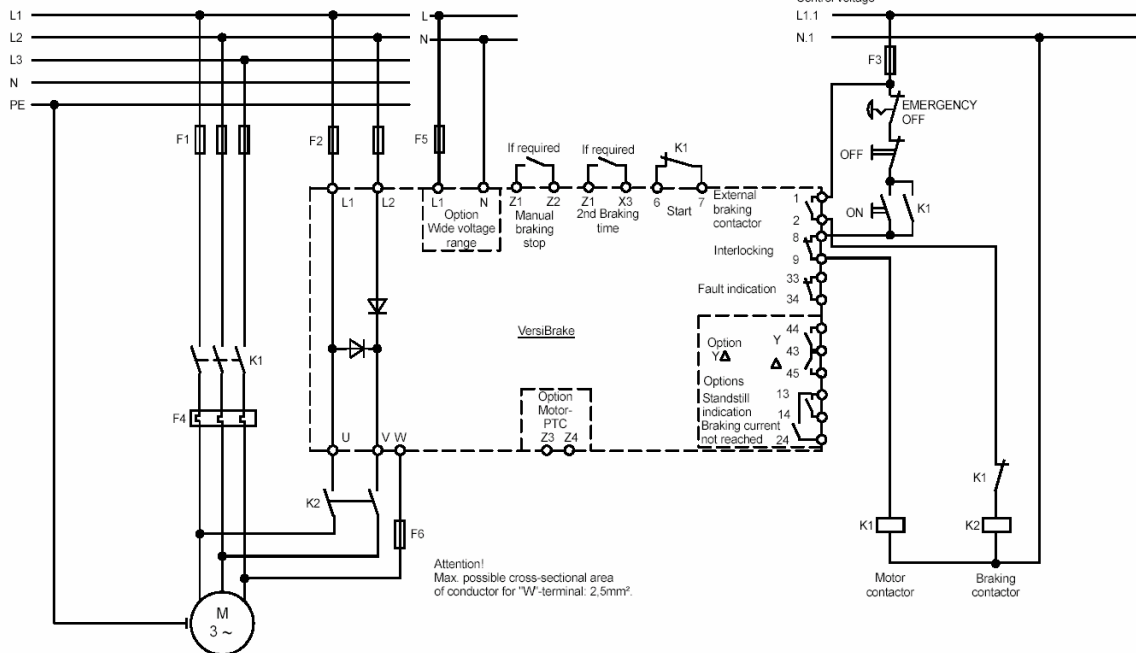
All dimensions in mm.

**Connection Diagrams:**

VB 230-40 ... 60  
VB 400-40 ... 60



VB 230-100 ... 600  
VB 400-100 ... 600



**EMC**

The limit values for emitted interference according to the applicable device standards do not rule out the possibility that receivers and susceptible electronic devices within a radius of 10m are subjected to interference. If such interference, which is definitely attributable to the operation of the braking devices "VB", occurs, the emitted interference can be reduced by taking appropriate measures.

Such measures are, e.g.:

To connect reactors (3mH) or a suitable mains filter in series before the braking device, or to connect X-capacitors (0.15µF) in parallel to the supply voltage terminals.