

EXTERNAL FEATURES

- CONTROLS AND PROTECTS FROM 75KW TO 132KW
- FOR INTERNAL AND EXTERNAL APPLICATIONS
- LIFTING HOOK
- RAIN CANOPY
- FLOAT SWITCH OR ULTRASONIC LEVEL CONTROL
- 2 LINE LCD DIGITAL DISPLAY
- LOCAL / REMOTE SELECTOR SWITCH
- EMERGENCY STOP PUSHBUTTON
- ISOLATOR
- RUST RESISTANT PANEL
- RIGID FREE STANDING FRAME

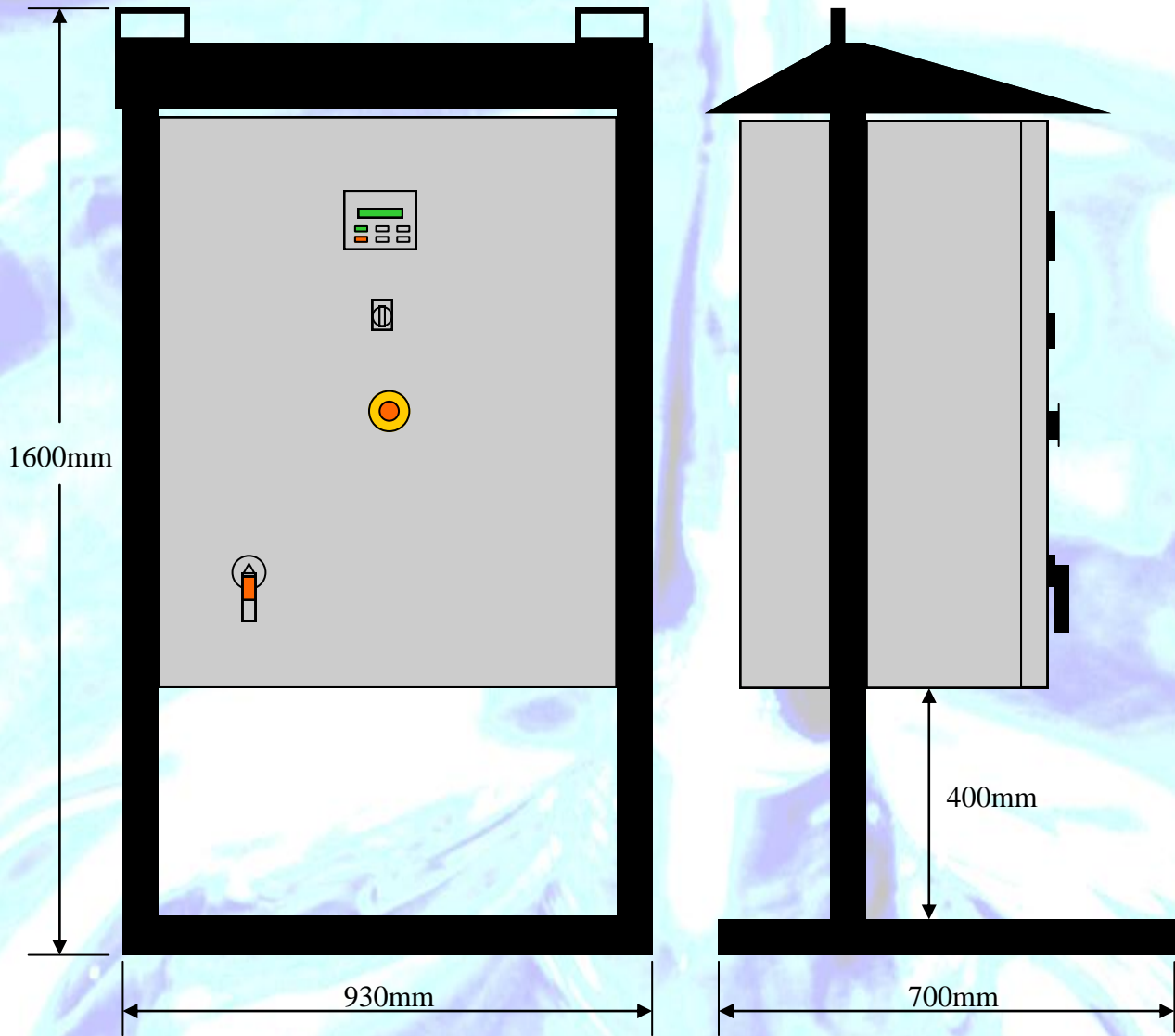


INTERNAL FEATURES

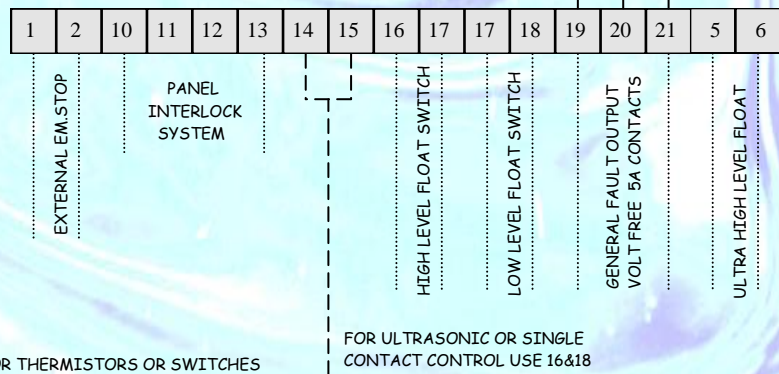
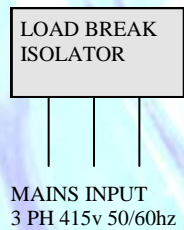
- RALSPEED SOFT START UNIT
- MAIN CONTACTOR
- BYPASS CONTACTOR
- EARTH LEAKAGE PROTECTION
- CONTROL TERMINALS
- MOTOR TERMINALS
- TRANSFORMER
- MAINS TERMINALS
- PRE-DRILLED GLAND PLATE
- MOTOR OVERHEAT PROTECTION
- PROVISION FOR RAL-TXT CONNECTION
- EXTERNAL E/STOP FACILITY
- DOOR CLOSE SECURITY SYSTEM



EX-STOCK AND READY FOR HIRE OR PURCHASE



CUSTOMER CONNECTIONS



THE ABOVE CONNECTIONS ARE FOR A STANDARD CONTROL PANEL OTHER OPTIONS ARE AVAILABLE. CONSULT THE FACTORY FOR DETAILS.

RALSPEED LTD

A1 HURSTWOOD COURT, MERCER WAY, SHADSWORTH BUS. PARK, BLACKBURN, BB1 2QU
 TEL: 01254 582345 FAX: 01254 668414 EMAIL: SALES@RALSPEED.COM