

EXTERNAL FEATURES

- PADLOCKABLE 'DOOR SHUT' OVERCLASPS
- CONTROL AND PROTECT FROM 37KW TO 56KW
- FOR INTERNAL AND EXTERNAL APPLICATIONS
- LIFTING HOOK
- RAIN CANOPY
- FLOAT SWITCH CONTROL
- ULTRASONIC LEVEL CONTROL
- ISOLATOR
- LCD DIGITAL DISPLAY
- POTENTIOMETER
- EMERGENCY STOP
- RUNNING AND TRIPPED LED
- RESET PUSHBUTTON
- RUST RESISTANT PANEL
- RIGID FREE STANDING FRAME

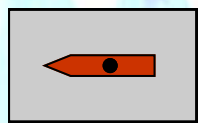
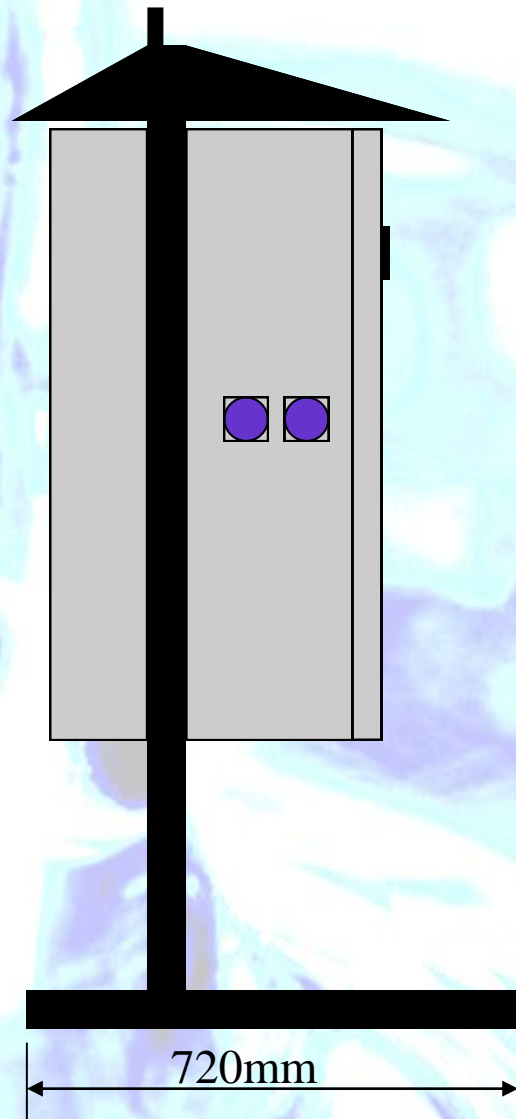
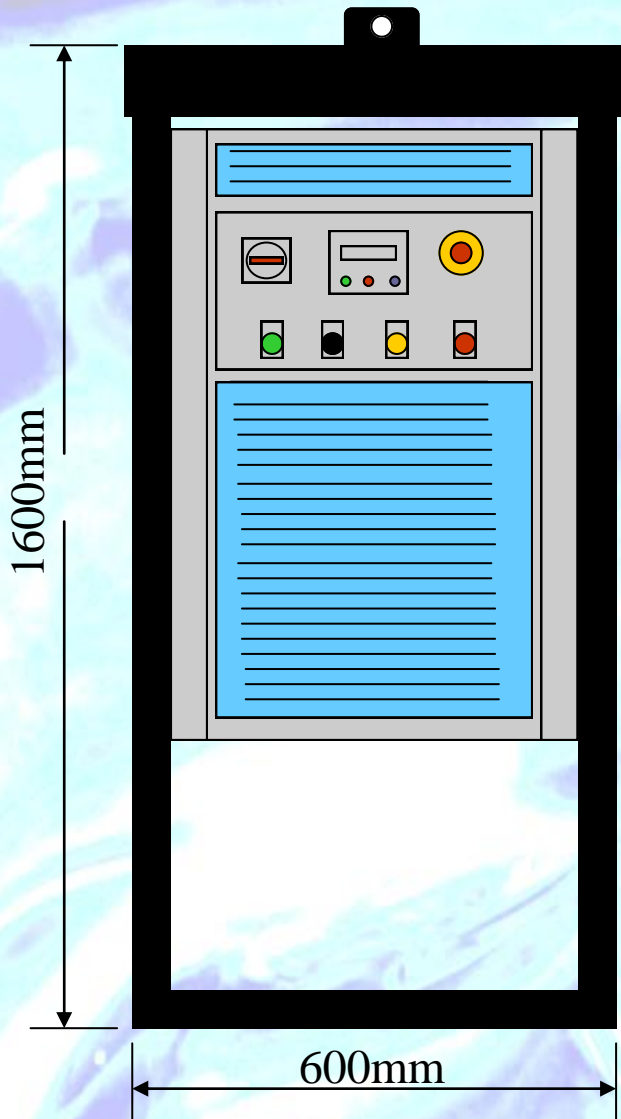


INTERNAL FEATURES

- VARIABLE SPEED DRIVE
- BUILT IN FAN AND FILTER
- MAIN CONTACTOR
- MAINS AND MOTOR TERMINALS
- CONTROL TERMINALS
- PREGLANDED FOR MAINS, MOTOR & CONTROL CABLES
- 4-20MA SPEED CONTROL (Auto)
- POTENTIOMETER SPEED CONTROL (Hand)
- 'DOOR CLOSED' SECURITY SYSTEM
- PROVISION FOR RAL-TXT CONNECTION
- EXTERNAL E/STOP FACILITY

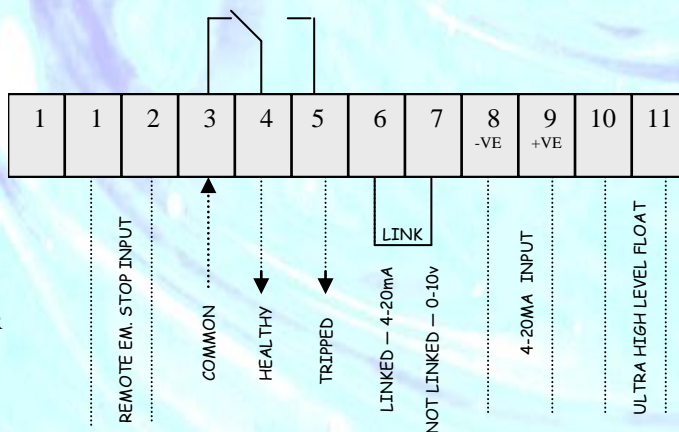


EX-STOCK AND READY FOR HIRE OR PURCHASE

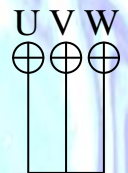


R | S | T

MAINS INPUT ISOLATOR
3 PH 415v 50/60hz



HIGH AND LOW LEVEL
FLOAT SWITCH SOCKET
CONNECTION



NOTES - THE ABOVE CONNECTIONS ARE FOR A STANDARD CONTROL PANEL WITH EMERGENCY STOP AND LOAD BREAK ISOLATOR. OTHER OPTIONS AND CONFIGURATIONS ARE AVAILABLE. CONSULT THE FACTORY FOR DETAILS.

RALSPEED LTD

A1 HURSTWOOD COURT, MERCER WAY, SHADSWORTH BUS. PARK, BLACKBURN, BB1 2QU
TEL: 01254 582345 FAX: 01254 668414 EMAIL: SALES@RALSPEED.COM